


BACKYARD CHOOKS



BREEDS

- Australorp - The black ones
- Leghorn - The white ones
- The Red ones - !!!
 - Isa Brown
 - Loman Brown
 - Hyline Brown
- Other common ones
 - Sussex
 - Rhode Island
 - New Hampshire
 - Araucana
 - Ancona









- Austalorp - The black ones



- Leghorn - The white ones



The Red Ones

<p>Rhode Island Red</p>		<p>ISA Browns</p>	
<p>New Hampshire</p>		<p>Loman Brown</p>	
<p>Rhode Island White</p>		<p>Hyline Brown</p>	

Ancona



Sussex



Araucana



LIFE CYCLE - The Chicken or The Egg

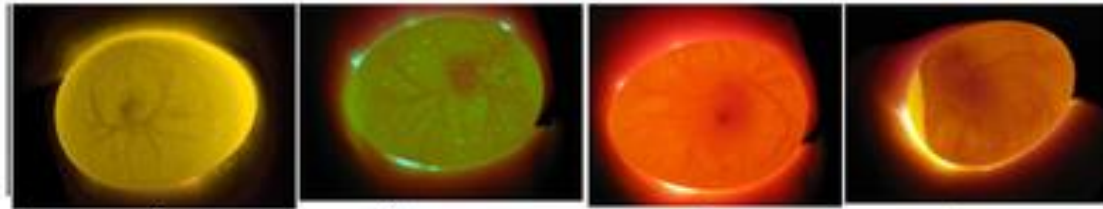
- Hen(s) will lay eggs each day, when she is happy with the number, she will sit
- She lays an egg (doesn't matter if there is a rooster or not – the rooster will just make it fertilised!
- Lays an egg every 24-25hrs
- Only lays in daylight hours!



INCUBATION

- She sits for 21 days – keeping them at the right temperature and humidity (day18-21)
- She turns them and moves them
- She may hop up from time to time to eat and drink
- She will wait until about a day after the first one hatches and then will abandon the nest to raise the chicks
- Setting the eggs

CANDLING




3

4

5

6




7

8

9

10




11

12

13

14



15

16

17

18

GROWTH

21 Days Incubation

- Eye tooth, makes a hole, then hatches, you can hear it cheep, it fluffs up in an hour or two
- Doesn't need to eat for a couple of days - Don't hatch the egg yourself re the "placenta"

Raising chicks

- Day 1-3 33 deg
- Day 4-6 32
- Day 7 30
- Day 14 26
- Day 21 22
- Day 28 20
- 6-18 weeks Fully feathered at 6 weeks so don't need heat anymore

Pullet - POL – Point of Lay – 18-22 weeks

– Hen

Cockeral – under 12 months then

– Rooster

Moulting

- Lay for 12-14 months,
- Moults and rest for two months (Usually in autumn-winter - <14 hrs of sunlight)
- Lay again for another 10-12 months, another moult etc

Age !!!

CLUCKIES !!!

- Throws the rest of the hens out
- Gets the eggs mixed up
- Setting eggs

AGE

- If you forget to shut the gate at night
- don't know
- If you forget to shut the gate at night
- Tree stump fell on one
- Got leg caught in the fence
- Explorer



STORING EGGS

Salmonella is the main bacteria associated with eggs

- Put a coating on them
- The shell is porous
- Poop or dirt is a problem
 - Wet or Dry clean
- Fridge or not!!! <20 degrees re condensation
- Which way up
- 4 weeks!

HOW MANY EGGS / YEAR?

- They can be a bit fickle and stop laying for a few days at anytime ...
- If we have kids over and they chase the chickens
- If zac gets in the pen
- If a snake/goanna/fox etc has been around
- If it rains
- If they run out of laying mash
- In spring they go clucky
- In winter they moult
- Just because!!!

INTERESTING STUFF

Guessing the sex

- Day olds – check cloaca
- 3-6wks - Girls will feather up quicker and more fully than boys. And the boys kind of have fluff on their tail.
- 10-12wks - Males will have thicker legs! And larger comb. Pointed feathers around their neck and more colour definition
- After 12 wks - Crowing is obviously a dead give-away but you can get tricked!

Pecking Order

- Good amt is 20 – or they forget and have to keep checking!

Old hen

- Are they still laying – dry, shrunken and cool to the touch

FOOD

- 3-6 wks - Starter
- 6-12 wks - Grower
- 18-20 wks – POL – Wholegrain Laying mash / Laying pellets (more complete but; start one month before laying; 100g/day)
- Shell grit
- Water
- Greens

- Coccidiosis
 - Damp
 - Food for hen
 - Levels change in starter and grower

- Campbell's over the hill – address
 - \$20 for 20kg starter or grower
 - \$25 for mash/pellets – 40kg

GARDENING

Garlic	Preventative for worms	Put in water for a week
Nasturtium	De-wormer; Antiseptic, antibiotic and insect repellent	
Nettle	Too much work and a bit prickly for my liking!	
Sage Parsley Oregano Fennel Comfrey	General health – Salmonella, antioxidant General health and laying stimulant Ecoli, salmonella, cocccidiosis, immune booster Foliage and seeds are good for general health Vitamins for general good health and laying Rich in protein, potassium, and calcium.	
Lemon Balm	Antiviral	
Catmint	Insect repellent for lice and ticks	Perennial border (blue flowers)
Feverfew	Excellent insect repellent if you dry its small daisy-like flowers	Perennial
Lavender	Insecticide Put dried lavender in your chicken coop to calm chickens!	Plant around your chicken coop
Wormwood (or mugwort)	Help control external parasites	Grow next to your chicken coop
Purslane (pigweed)	High in Omega-3	
Rosemary/ Lavendar	Fencing - they are dense so the chickens have trouble scratching, aromatic	

SEED MIXES

Eden Seeds: \$16-400g

- “Best selection” for green leaf poultry forage
- Amaranth, Medic, Pak Choi, Chicory, Clover, Lucerne, Millet, Nasturtium, Plantain, Silverbeet, & Salad Mallow.
- Plant every few weeks!

Green Harvest: Clucker Tucker™ - \$5-25g; \$15-250g; \$45-1kg

- “hardy mix of all-important greens to keep your chooks healthy”
- Barrel medic, bok choy, buckwheat, forage chicory, clover, cocksfoot, linseed, lucerne, millet, forage plantain, silverbeet, subclover and sunflower.
- Most have vigorous root systems that will quickly regrow leaves that are cut or eaten.
- Blend of annual and perennial plants, many of which will self-sow.
- In subtropical areas sow August - September or May - July.
- Broadcast seed 2 - 3 g/m² in a forage area. In a seedling tray use 1 - 2g per seedling tray.